



BHARATIYA VIDYA BHAVAN'S ATMAKURI RAMA RAO SCHOOL

ROAD NO: 45(END), JUBILEE HILLS, HYDERABAD-500033

Name: _____

Class: I sec: __

Date: _____



Dear Students,

Vacation is a welcome break!

So why not utilize this golden period in the best possible manner.

Let's cheer for the 3R's- Rejuvenation, Relaxation and Rebonding! Here are the ways in which you can make your holidays and learning at the same time.

Guidelines For The Holiday Homework

- Label your holiday homework and file it neatly.
- All the work should be done on an A4 size sheet.

Here are few tips for you to follow

- ✓ Play simple games like Scrabble, Ludo, Snakes and Ladder and Word Building.
- ✓ Inculcate good manners - Using 4 magic words
'Please, Thank you, Excuse me, Sorry'
- ✓ Help your mother to keep the house clean.
- ✓ Do small household jobs like watering the plants, laying dinner table etc.
- ✓ Keep your room clean and well organized.
- ✓ Keep a bowl of water for birds.

ENGLISH

I. PICTURE COMPREHENSION:

Look at the picture and complete the sentences using the help box:



**six
playing
park
two
happy**

1. This is the scene of a _____.
2. The children are _____.
3. There are _____ trees.
4. There are _____ children.
5. Everybody is looking very _____.

II. RHYMING WORDS:

Write a word which rhymes with each of the words given below:

big _____	nut _____	bun _____
tap _____	mug _____	sad _____
bed _____	sit _____	can _____
net _____	pen _____	bat _____

III. JUMBLLED WORDS

Unscramble the letters to form a word that matches the picture:

odg



deb



eey



upc



xbo



IV. WORD ANTAKSHARI

Dear darlings of class 1, its time for us to learn new words in a play way method.

Start playing with words and continue till the end of your holidays

Ex:

Fun
Nine
Eat
Tape
.....

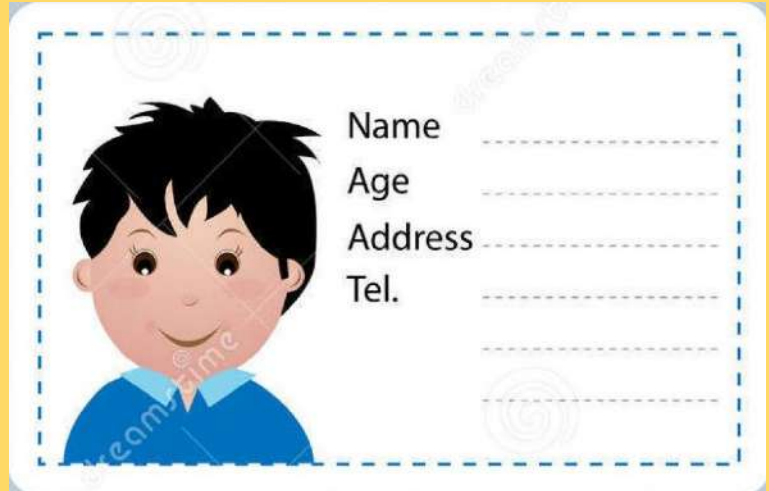
EVS

I. MY IDENTITY CARD (ID)

Activity: Cut an A4 sheet or a chart paper in a rectangular shape.

Make your ID card using the rectangular paper with the help of the following example.

(stick your picture if you have or you can draw)



Name _____
Age _____
Address _____
Tel. _____

II. MY LIKES AND DISLIKES...

Dear children, complete the below table with your likes and dislikes:

	Fruit	Food	Colour	Game
Like				
Dislike				

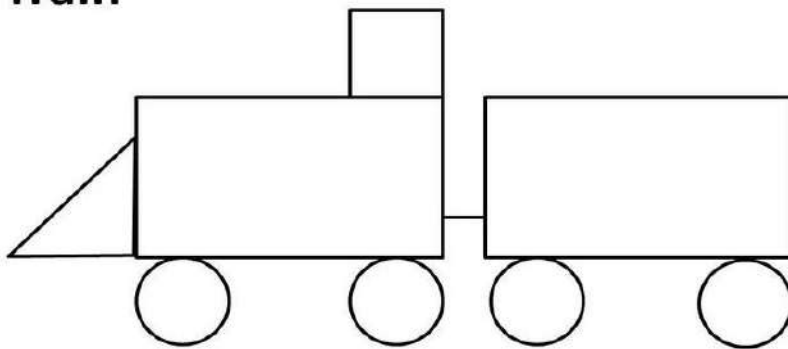
FUN WITH NUMBERS:

I. Complete the given table:

5	
12	
	nine
6	
	three
	seventeen
8	
	ten
16	
	twenty

II. Count and write the number of different shapes in the given picture:

Train



Square: _____

Circle: _____

Triangle: _____

Rectangle: _____



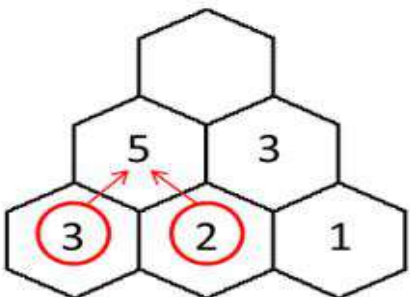
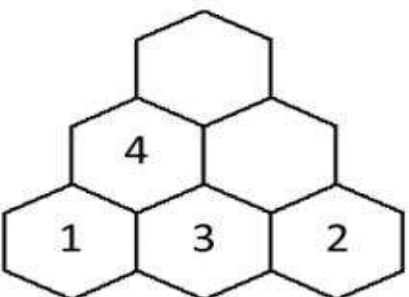
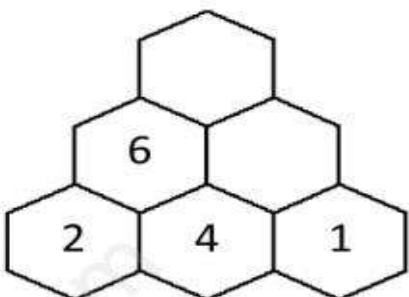
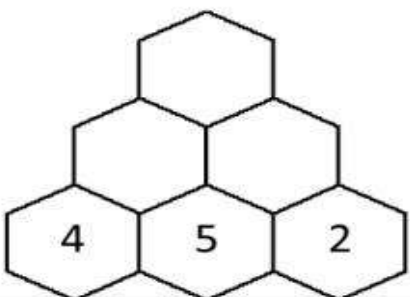
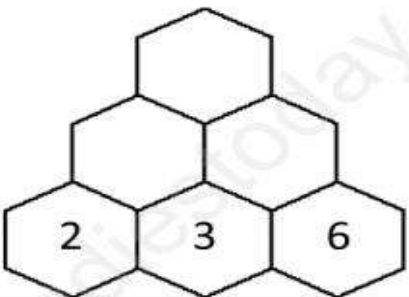
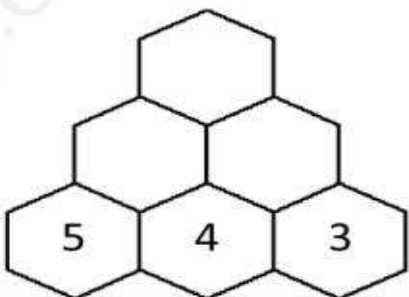
Create your own picture using different shapes

III. NUMBER MAZE:

- ❖ Can you help the rabbit find her food?
- ❖ Draw a path from the rabbit to the carrots...

	1	2	6	5	
	8	3	7	4	
3	9	5	4	10	1
1	7	6	2	8	5
4	8	9	10		
5	2	4	3		

IV. Complete the puzzle by filling the missing numbers:

V. NUMBER PATTERNS

Fill in the empty boxes:

1.	1			4	5			8
2.	34			37	38		40	
3.		4	6		10		14	
4.	5	10			25		35	
5.	18			24	26		30	
6.	56		58				62	63
7.	60			75		85	90	
8.		40	42		46		50	

