



Bharatiya Vidya Bhavan's Atmakuri Rama Rao School
Road No – 45 (End), Jubilee Hills, Hyderabad-500 013.


CLASS- I

SUMMER HOLIDAY HOMEWORK



ENJOY ALL DAYS, VENTURE TO DO DIFFERENT ACTIVITIES
AND DON'T FORGET TO MAKE NEW ADVENTURES.

HAPPY SUMMER VACATION!!



NAME OF THE STUDENT: _____

Dear Students,

Summer Vacation is probably the best time of the year for you all. It's time for loads of ice cream, time to stay at home and have a good time with your loved ones and getting pampered to no end and of course bonding with cousins .

Summer vacation can also be a time for learning with lots of activities around.

Dear Parents,

The following tips would help your child spend these holidays in a learning way.

Inculcate healthy habits- i.e. getting up early in the morning, brushing teeth twice a day, washing hands, drinking lots of water and eating lots of fruits.

Support moral values-Wishing everyone (Good Morning) helping parents and grandparents in their regular work, saying prayer in the morning and night etc. Helping needy by giving away spare toys and clothes.

Nurture the Nature - Plant a sapling and taking care of it, feeding the birds with water and seeds. Keep your surrounding clean and avoid using plastic poly bags.

Develop learning skills-Converse small sentences in English, listen to good music and move/dance on the rhythm, practice writing daily.

Personality Development- Watch less television, save food and water and wear neat and clean clothes, don't bite your nails, use hanky/napkin to wipe nose, sweat and hands and speak politely.

Practice the tasks given below for independent learning. Here are few tasks for your ward to be completed during the vacation. Do remember to complete the given tasks after reading them carefully. Submit your work after holidays.

GUIDELINES FOR THE HOLIDAY HOMEWORK

- Label your holiday homework and file it neatly.
- All the work should be done on an A4 size sheet.
- Revise the syllabus for all the subjects done till now. (April month)

EVS:

Activity 1: To prepare your Identity Card

- Cut an A4 sheet or a chart in a rectangular shape and furnish the following details to complete your Id card.

Identity Card	
Name: _____	
Surname: _____	
Admission No.: _____	
Date of Birth: _____	
Age: _____	
School: _____	
Class: _____	
Address: _____	
Father's Name: _____	
Mother's Name: _____	
Contact Number: _____	

Activity 2: Complete the “Family Tree” Craft work given in Art and Craft Book.

Activity 3: Complete the given Family Members Word Puzzle:

I D D M N Q X N B G G E L K Q B C I
N H A Q V M L S J R R T O P G A I T
S C U N C L E F V A A J W E C B X Y
Z F A T H E R W M N N Z O T E Y V J
Z A U N T Z F L O D D C T W B A Z G
W S J I N T D H N M F O R Y R V M E
I I Y S B G V F V O A U W V O S R G
B S J F L W K R Z T T S W S T G D F
M T D U I E N N F H H I E J H E W D
N E X W C Y L Y L E E N Y Q E X B O
A R I Y W J U J M R R G W G R T Q Q
R W V B W G I G M O T H E R Y Y Q J

FATHER

BROTHER

GRANDFATHER

GRANDMOTHER

MOTHER

SISTER

AUNT

UNCLE

PET


BABY



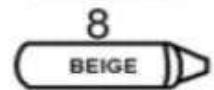
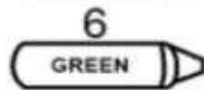
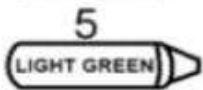

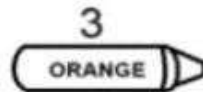
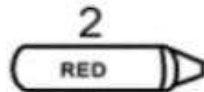
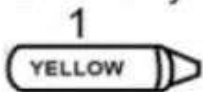
Art Activity: In an A4 sheet draw a plant with flower.

Math:

Activity 1: Colour the below picture by number:



Color Key



Activity 2: Count and write numbers 1 to 100 in your math notebook.

Activity 3: Count the number of things given and match with the correct number:

3

5

8

7

1











6

9

2

10

4

Activity 4: Where is the animal?

Fill in the blanks with the words given below:

under on next to in behind in front of between

1



The cat is _____ the table.

2



The dog is _____ the box.

3



The rat is _____ the box.

4



The duck is _____ the table.

5



The rabbit is _____ the table.

6




The hen is _____ the table.

7



The giraffe is _____ the table and the chair.

English: Activity 1: Read the sentences and colour the pictures:



The cat is black.

The tree is green.

The dog is brown.

The house is light blue.


The flower is pink.

The Sun is yellow.

The bird is orange.

The door is purple.

Activity 2: Complete the cross word puzzle by writing the missing letters:



Activity 3: Using the picture clues put the words in sentence order:

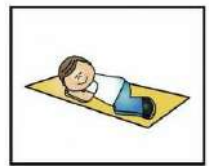
1) Mom. my This is



2) have kite. a I



3) like nap. I to take a



4) red . apple is An




5) wet . The is dog



6) is This ball. A



7) my see bus . I



Activity 4: Look at the picture given below and complete the given fill in the blanks:



children

swing

kite

see-saw

slide

park

football

balloon

mud

1. The _____ are playing in the park.

2. I can see a _____ flying in the sky.

3. Two boys are playing with _____.

4. There are _____ children playing in the park.

a) 15

b) 13

5. Complete the given words:

a) _ a _ l o _ n

b) s _ i _ g

**HAPPY
HOLIDAYS!**