



*Dear children,*

*We are sure that all of you must be enjoying your holidays. We wish that you enjoy every minute of this long break with your family and friends. It would be great if you are able to find time to learn new things, explore new areas, play indoor and outdoor games, read as many story books as you can.*

*We are giving you a variety of fun-filled activities which you can do during noon time. Do them neatly and submit to your teachers after the vacation.*

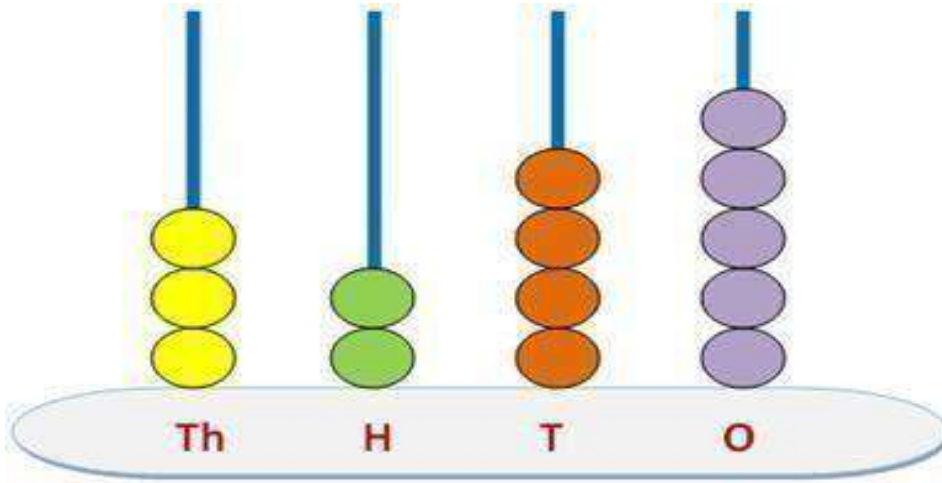
*Wishing all of you a very enjoyable and fun-packed summer break.*

## MATHEMATICS:

*Math is like going to the gym for your brain. It sharpens your mind.*

1. Make a model abacus using available material. (for 4- digit number.)

Image for your reference:



2. Create your own pattern on an A4 sheet.  
Use vegetable pieces along with paint.
3. Revise the multiplication tables of 2 to 10 daily.

## II LANGUAGE

## TELUGU:

Paste the picture of any one season on A4 sheet. Write a poem about the same picture in Telugu.

**HINDI:** अपनी माँ का चित्र चिपकाकर कविता लिखिए ।

Paste your mother's picture in your Hindi classwork book and write a poem in Hindi.

# EVS

It's time to make ourselves busy with fun filled activities.

Once upon a time there lived a crow in a forest near to a town. The crow was very thirsty ----- Have you ever heard the story of the thirsty crow and how he got water? Guess who helped the crow? Yes, you are right. The crow helped itself. This story has a very important message for us that we should help other animals, birds this summer. But how? Let's do it with these small activities.

## **Activity1 : Water for the thirsty**

Let's make some chirpy friends this summer with a bowl of water and bird feeders.

Instead of buying the bird bath and bird feeder let's make them ( with the help of elders )using plastic bottles or the waste items available with us. Observe daily and click the pictures of the birds feeding and try to find out their names, habitats and other interesting facts about them.

2) Let's show act of kindness by placing a bowl of water for animals near our house, in our communities.

Click few pictures. And paste them.

**Activity 2: If you are a hungry bird searching for food and water. Suddenly you find food, water in a bird feeder. How would you feel about it? Write few lines.**

**Activity 3 : Name any two air purifying plants. Grow any 2 from these. Click the pictures and paste them.**

What can you make with leaves? I would say I can make many like leaf butterflies, leaf animals, finger puppets, leaf printing. Interesting isn't? Let's jump into the activity.

*Activity 4: Leaf Art: Collect different leaves, dry them and make 4 to 5 animals with them. Few images are attached for your reference.*



## LANGUAGE SKILLS

### *ENGLISH*

#### **READING TIME!!**

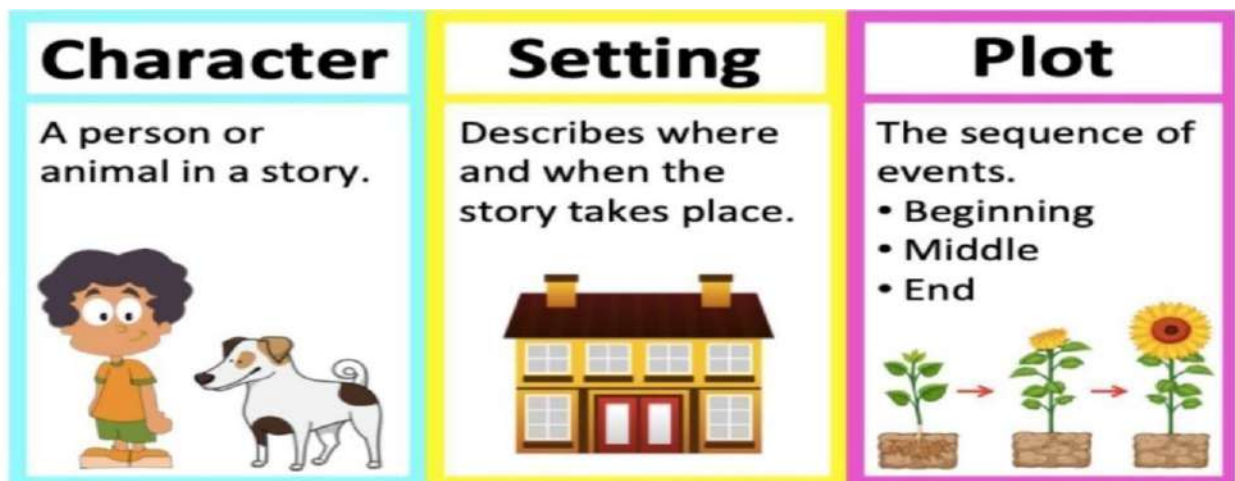
“Reading enhances our language skills and develops fluency, allowing us to express our thoughts and ideas better. Also, they develop our creativity and imagination”.

On this note, read any one story of your choice and write about these three basic story elements on an A4-size sheet.

Read the introduction before you do the activity.

#### **ACTIVITY 1:**

**Story Elements:** The three basic elements that all short stories must have are:




Name of the story read	Characters	Setting	Plot

**ACTIVITY 2 : CRAZY CAPTIONS** (On an A4 size sheet)

Put in your own creative wording for the below image. You can write some dialogues between the characters.

**My Cartoon:**



**ACTIVITY 3 :**

Read the below two comprehension and answer the questions.

Mary lived on a farm with her mother, father and uncle. She loved to ride horses. Her special horse was called Cinni. Mary and Cinni used to go riding every day.

One day, they went near the river. Mary's saddle was loose, and she fell off. Cinni could feel that she was sliding off, and she knelt down so that Mary fell gently and did not hurt herself.

But it was muddy and dirty. Mary lay still for a while to catch her breath. Suddenly, Cinni reared up on her hind legs and whinnied in fear. Mary noticed a huge snake coming towards her. She was so frightened that she could not move. The snake raised its head to bite, but Cinni turned around and struck it with her hooves, and the snake was kicked far away.

Q1) What did Mary like to do ?

---

Q2) Why did she fall off ?

---

---

Q3) How did Cinni save Mary from the snake ?

---

---

## LIBRARY/ENGLISH - LISTENING ACTIVITY

Listen to any two stories of your choice from the CBSE reading app and write the summary in about 4 to 5 sentences on an A4 sheet.

Download Instructions : The app is available on play stores.

Search for "CBSE reading app" in the respective store's search bar, and follow the prompts to download and install.

After installing the app, you might need to register your child's name using the school affiliation no. which is available on the cover page of the school diary to access the app's content.

Once logged in, explore the features and content available on the CBSE reading app.

**ART: CREATE A DRAWING USING ONLY CIRCLE.**

