



Bharatiya Vidya Bhavan's Atmakuri Rama Rao School
Road No - 45(End), Jubilee Hills, Hyderabad - 500 033.

**CLASS – II HOLIDAY HOMEWORK
(2026-2027)**



Name: _____

Class: _____

Section: _____

HOLIDAY HOMEWORK

Dear children,

- You matter us most and we All Miss You!
- Stay safe
- Be kind to your family.
- Get creative

Summer vacations are at our doorsteps. Holidays are a well-deserved opportunity to relax and rewind by indulging in activities that are pleasurable at the same educative. You are going to enjoy your holidays. It's a sincere request to all to complete holiday projects and home assignment on time.

Engage yourself whole heartedly as you will learn a lot through it. Practice your hobbies or inculcate new hobbies. Do a lot of reading it can be newspapers, magazines, books or novels. Watch English news daily in order to equip yourself with the information and facts to be used as content in the writing skills.

Summer Holiday Homework is an initiative on our part, to inculcate innovativeness. Creativity and interest in the tasks assigned to our students. It will not only enable them to recapitulate what was taught but will also help them to connect themselves to the various learning processes. Kindly ensure that your child complete the assignment neatly.

General Instructions:

- All the work should be hand-written.
- Original drawings/illustrations and creative use of material will be appreciated.
- Present your work on A4 size sheet and put it in an attractive folder with your name and class clearly written at the top.

MATHEMATICS:


1. Math Garden Fun: (Roll No. 1-10)

Create a math garden using flower pots to show addition and subtraction sentences with answers". (using a cardboard as a base)



2. Math Train Fun: (Roll No. 11 -20)

“Create a math train model and decorate a train using numbers and symbols like greater than, less than, and equal to?”

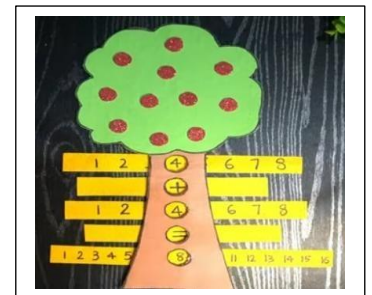


3. Addition Tree Model: (Roll No. 21 -30)

Create an addition tree model using cardboard. Draw a tree and write two numbers on its branches.

Show their sum as the result (on the trunk or fruit).

Make it interactive and visually attractive.



4. My Shape Park: (Roll No. 31 -40)

Make a Park Model. Create a beautiful park model on a small cardboard using both 2D and 3D shapes.

- Use 2D shapes such as circle, square, rectangle, and triangle to design paths, grass, pond, etc.
- Use 3D shapes such as cube, cuboid, cylinder, cone, and sphere to make trees, benches, slides, etc. Arrange everything neatly and decorate your park with colors.



EVS:

- ACTIVITY 1- FAMILY TIME. (Roll no: 1 to 15)

Click 4 pictures with your family while doing activities like watering plants, playing games, solving puzzles etc. Paste them on A4 sheet and submit on re-opening day.

Ex: My day with my dear Sister. (Mom, Dad, Brother/sister).

1. ACTIVITY NAME: Watering plants. Picture 1:



- ACTIVITY 2 - FROM SEEDS TO PLANTS - MY LEARNING JOURNEY:
(Roll no: 16 to 30)

“This holiday, let’s become little gardeners; Sow methi seeds in a waste containers like disposable boxes one week before school reopens, take care of your plant with love, observe its growth, and bring your green friend to school after the holidays.”



- ACTIVITY 3- MY HOBBY (Roll no:31 to 40):

➤ Write about a hobby that you have developed in holidays.

What do you like doing in your free time?

I like

 riding a bike	 skiing	 playing football	 cooking	 reading a book
 playing games	 listening to music	 fishing	 swimming	 drawing
 dancing	 camping	 taking photos	 watching TV	 playing the piano

ENGLISH:

1. The "Little Chef" Menu Card: (Roll numbers :1 to 10)

This focuses on nouns and instructional language.

The Task: Help a parent make a simple, fireless snack (like a fruit salad or a sandwich).

Action: Create a "Mini Menu Card." * Give the dish a creative name (e.g., "The Super Sandwich").

List the Ingredients (Nouns).

Write three simple steps to make

it using action words (Verbs) like cut, spread, mix.



2. The "Kindness Tree": Roll numbers (11 to 20)

A great way to practice "Doing Words" and social-emotional learning.

The Task: Draw a large tree with bare branches on an A4 sheet.

Action: Every time the child performs a kind act (helping mom, feeding a bird, sharing a toy), they add a green paper "leaf" to the tree. On each leaf, they must write the action:


"I helped my sister" or "I cleaned my room."



3. Alphabet Scrapbook (A-Z): Roll numbers (21 to 30)

For each letter, paste a simple image and write two words that start with that letter. Here are three sample pages (you can make all 26 similarly):

- A - picture of an apple | Words: Apple, Ant.
- B - picture of a ball | Words: Ball, Bear.
- C - picture of a cat | Words: Cat, Car.



You can draw or print simple icons for each letter and write the two words below them on separate pages.

4. Activity 4: Roll numbers (31 to 40)

Topic: "The Singing Tree" Story

Ask an adult to read this tiny story to you.

"In Timmy's Garden, there was a tiny seed that wanted to grow big. For many days, the sun was too hot. The little seed cried. Pip saw this and sang a happy song. Then, a soft grey cloud heard Pip and sprinkled cool rain. The little seed smiled and started to grow into a tiny green shoot."

What to do:

After listening to the story,

answer these questions:

What did the tiny seed want? Why

was the seed sad?

What two things helped the seed grow?

Draw a scene: Draw the grey cloud, Pip singing, and the new green shoot smiling. (Draw it near Timmy Tree!)



TELUGU: ఏవైనా 5 పుష్పచిత్రాలు గీసి రంగులు వేయండి.
Draw in Telugu class work.

HINDI: "व्यंजन(क से श्र) का फ्लैश कार्ड बनाइए।"

ART: "A SKY - FLOATING HOUSE"